



Event 1
National Ladies Singles



Event 1
National Ladies Singles



ROUND	NSW 1			NSW 2			TAS 1			TAS 2			QLD 1			ROUND	QLD 2			SA 1			SA 2			VIC 1			VIC 2			
	For	Ag	Pts	For	Ag	Pts	For	Ag	Pts	For	Ag	Pts	For	Ag	Pts		For	Ag	Pts	For	Ag	Pts	For	Ag	Pts	For	Ag	Pts	For	Ag	Pts	For
1	22			24			21			23			25			1	22			24			23			21			25			
	14	24	0	16	17	0	19	14	2	33	16	2	15	24	0		24	14	2	17	16	2	16	33	0	14	19	0	24	15	2	
	5			5			4			4			2				2			1			1			3			3			
2	17	19	0	19	17	2	24	18	2	18	24	0	14	18	0	2	18	14	2	29	11	2	11	29	0	17	16	2	16	17	0	
	31	43	0	35	34	2	43	32	4	51	40	2	29	42	0		42	28	4	46	27	4	27	62	0	31	35	2	40	32	2	
	72.093			102.941			134.375			127.500			69.048				150.000			170.370			43.548			88.571			125.000			
3	13			11			13			15			12			3	15			12			14			11			14			
	12	22	0	21	18	2	22	12	2	10	21	0	14	16	0		21	10	2	16	14	2	10	31	0	18	21	0	31	10	2	
	43	65	0	56	52	4	65	44	6	61	61	2	43	58	0		63	38	6	62	41	6	37	93	0	49	56	2	71	42	4	
4	30			27			28			26			30			4	29			28			27			26			29			
	22	17	2	27	11	2	20	15	2	27	16	2	17	22	0		14	19	0	15	20	0	11	27	0	16	27	0	19	14	2	
	65	82	2	83	63	6	85	59	8	88	77	4	60	80	0		77	57	6	77	61	6	48	120	0	65	83	2	90	56	6	
5	6			10			9			10			9			5	8			8			7			7			6			
	23	15	2	20	12	2	27	10	2	12	20	0	10	27	0		14	17	0	17	14	2	12	16	0	16	12	2	15	23	0	
	88	97	4	103	75	8	112	69	10	100	97	4	70	107	0		91	74	6	94	75	8	60	136	0	81	95	4	105	79	6	
6	17			20			18			19			20			6	16			19			17			16			18			
	33	6	2	20	13	2	22	16	2	11	20	0	13	20	0		13	14	0	20	11	2	6	33	0	14	13	2	16	22	0	
	121	103	6	123	88	10	134	85	12	111	117	4	83	127	0		104	88	6	114	86	10	66	169	0	95	108	6	121	101	6	
7	2			1			3			2			5			7	3			4			5			4			1			
	15	20	0	32	10	2	20	17	2	20	15	2	17	14	2		17	20	0	15	16	0	14	17	0	16	15	2	10	32	0	
	136	123	6	155	98	12	154	102	14	131	132	6	100	141	2		121	108	6	129	102	10	80	186	0	111	123	8	131	133	6	
8	11			14			12			13			15			8	14			11			12			15			13			
	23	18	2	25	11	2	29	9	2	19	17	2	12	22	0		11	25	0	18	23	0	9	29	0	22	12	2	17	19	0	
	159	141	8	180	109	14	183	111	16	150	149	8	112	163	2		132	133	6	147	125	10	89	215	0	133	135	10	148	152	6	
9	24			23			23			22			22			9	25			21			25			24			21			
	11	24	0	20	12	2	12	20	0	14	14	1	14	14	1		28	7	2	15	18	0	7	28	0	24	11	2	18	15	2	
	170	165	8	200	121	16	195	131	16	164	163	9	126	177	3		160	140	8	162	143	10	96	243	0	157	146	12	166	167	8	
Sheet 1	P Legge			M Korn			C Hodgetts			H Breaden			S Wood			Sheet 1	C Blyth			F Pearson			L Fuller			M Drennan			H Hopkinson			

7 1 2 5 9 6 4 10 3 8



Event 2
National Mens Singles



Event 2
National Mens Singles



ROUND	NSW 1			NSW 2			TAS 1			TAS 2			QLD 1			ROUND	QLD 2			SA 1			SA 2			VIC 1			VIC 2		
	For	Ag	Pts	For	Ag	Pts	For	Ag	Pts	For	Ag	Pts	For	Ag	Pts		For	Ag	Pts	For	Ag	Pts	For	Ag	Pts	For	Ag	Pts	For	Ag	Pts
1	27			30			27			29			29			1	26			26			28			30			28		
	17	17	1	16	24	0	17	17	1	25	14	2	14	25	0		24	12	2	12	24	0	13	24	0	24	16	2	24	13	2
	7			10			8			6			7				9			10			8			6			9		
2	15	13	2	8	26	0	25	15	2	22	9	2	13	15	0	24	16	2	26	8	2	15	25	0	9	22	0	16	24	0	
	32	30	3	24	50	0	42	32	3	47	23	4	27	40	0	48	28	4	38	32	2	28	49	0	33	38	2	40	37	2	
	106.667			48.000			131.250			204.348			67.500			171.429			118.750			57.143			86.842			108.108			
3	16			16			19			19			17			3	17			20			18			18					
	42	9	2	9	42	0	17	15	2	15	17	0	18	16	2		16	18	0	17	16	2	16	17	0	17	18	0	18	17	2
	74	39	5	33	92	0	59	47	5	62	40	4	45	56	2		64	46	4	55	48	4	44	66	0	50	56	2	58	54	4
4	5			1			1			4			3			4	4			3			2			2			5		
	14	16	0	13	29	0	29	13	2	18	16	2	26	20	2		16	18	0	20	26	0	13	18	0	18	13	2	16	14	2
	88	55	5	46	121	0	88	60	7	80	56	6	71	76	4		80	64	4	75	74	4	57	84	0	68	69	4	74	68	6
5	13			12			15			14			12			5	11			14			13			11			15		
	21	16	2	18	18	1	15	19	0	21	10	2	18	18	1		17	17	1	10	21	0	16	21	0	17	17	1	19	15	2
	109	71	7	64	139	1	103	79	7	101	66	8	89	94	5		97	81	5	85	95	4	73	105	0	85	86	5	93	83	8
6	22			24			21			22			21			6	25			23			25			23			24		
	15	12	2	15	24	0	21	14	2	12	15	0	14	21	0		18	17	2	16	18	0	17	18	0	18	16	2	24	15	2
	124	83	9	79	163	1	124	93	9	113	81	8	103	115	5		115	98	7	101	113	4	90	123	0	103	102	7	117	98	10
7	8			9			6			7			10			7	8			6			9			10			7		
	19	13	2	24	15	2	19	11	2	22	8	2	17	18	0		13	19	0	11	19	0	15	24	0	18	17	2	8	22	0
	143	96	11	103	178	3	143	104	11	135	89	10	120	133	5		128	117	7	112	132	4	105	147	0	121	119	9	125	120	10
8	17			18			20			18			19			8	20			16			19			17			16		
	19	14	2	12	22	0	20	19	2	22	12	2	15	17	0		19	20	0	17	17	1	17	15	2	14	19	0	17	17	1
	162	110	13	115	200	3	163	123	13	157	101	12	135	150	5		147	137	7	129	149	5	122	162	2	135	138	9	142	137	11
9	28			29			26			27			30			9	29			28			27			26			30		
	15	16	0	22	16	2	15	21	0	23	18	2	16	19	0		16	22	0	16	15	2	18	23	0	21	15	2	19	16	2
	177	126	13	137	216	5	178	144	13	180	119	14	151	169	5		163	159	7	145	164	7	140	185	2	156	153	11	161	153	13
Sheet 1	I. Ogilvie			M. Wookey			T Douce			C Tegg			G Casey			Sheet 2	A Young			T Bowditch			C Pearson			R Wilson			A Rimmington		

2

9

3

1

8

6

7

10

5

4



Event 3
National Ladies Pairs



Event 3
National Ladies Pairs



ROUND	NSW 1			NSW 2			TAS 1			TAS 2			QLD 1			ROUND	QLD 2			SA 1			SA 2			VIC 1			VIC 2			
	For	Ag	Pts	For	Ag	Pts	For	Ag	Pts	For	Ag	Pts	For	Ag	Pts		For	Ag	Pts	For	Ag	Pts	For	Ag	Pts	For	Ag	Pts	For	Ag	Pts	For
1	27			29			30			28			26			1	29			27			30			28			26			
	14	10	2	18	11	2	25	5	2	12	19	0	5	24	0		11	18	0	10	14	0	5	25	0	19	12	2	24	5	2	
	180.000			84.848			525.000			41.667			44.444				79.310			75.758			60.000			130.435			218.750			
2	8			8			7			7			6			2	6			9			9			10			10			
	22	10	2	10	22	0	17	3	2	3	17	0	11	12	0		12	11	2	15	19	0	19	15	2	11	11	1	11	11	1	
	180.000			84.848			525.000			41.667			44.444				79.310			75.758			60.000			130.435			218.750			
3	17			18			16			18			16			3	19			20			19			17			20			
	6	20	0	7	14	0	24	5	2	14	7	2	5	24	0		15	16	0	19	18	2	16	15	2	20	6	2	18	19	0	
	105.000			74.468			507.692			67.442			35.000				84.444			86.275			72.727			172.414			151.429			
4	2			3			4			5			2			4	1			3			5			4			1			
	11	13	0	19	14	2	18	7	2	17	15	2	13	11	2		19	16	2	14	19	0	15	17	0	7	18	0	16	19	0	
	100.000			88.525			420.000			79.310			47.887				93.443			82.857			76.389			121.277			127.778			
5	11			14			11			13			13			5	15			15			12			12			14			
	10	22	0	16	19	0	22	10	2	22	10	2	10	22	0		17	14	2	14	17	0	9	17	0	17	9	2	19	16	2	
	84.000			87.500			353.333			100.000			47.312				98.667			82.759			71.910			132.143			125.714			
6	21			23			25			24			23			6	22			24			21			22			25			
	17	15	2	11	19	0	21	11	2	12	20	0	19	11	2		14	13	2	20	12	2	15	17	0	13	14	0	11	21	0	
	88.889			81.818			309.756			90.909			60.577				100.000			92.929			74.528			124.286			108.791			
7	10			6			9			10			7			7	9			7			8			6			8			
	20	14	2	17	16	2	18	19	0	14	20	0	10	12	0		19	18	2	12	10	2	17	13	2	16	17	0	13	17	0	
	96.154			85.217			241.667			87.037			62.931				100.943			95.413			80.672			118.391			103.704			
8	16			20			17			19			18			8	16			17			20			18			19			
	19	13	2	14	7	2	11	12	0	11	16	0	16	8	2		13	19	0	12	11	2	7	14	0	8	16	0	16	11	2	
	101.709			91.803			216.667			84.677			71.774				96.000			96.667			77.444			107.767			107.563			
9	29			26			26			27			28			9	27			30			28			30			29			
	9	27	0	13	13	1	13	13	1	7	15	0	16	11	2		15	7	2	9	20	0	11	16	0	20	9	2	27	9	2	
	88.889			92.593			198.824			80.576			77.778				102.273			89.286			76.510			116.964			121.094			
Sheet 1	B. Hill			D. Galley			C Walsh			J Zaporozec			R Berry			Sheet 2	J Moore			L Bourn			S Davis			C Cahoon			J Jones			
	B. Fitzgerald			W. Melville			L Cummings			A Iles			J Stockel				V Hughes			B Turbill			D Oakley			P Wines			C Flapper			

3 6 1 9 8 2 7 10 5 4



Event 4
National Mens Pairs



Event 4
National Mens Pairs



ROUND	NSW 1			NSW 2			TAS 1			TAS 2			QLD 1			ROUND	QLD 2			SA 1			SA 2			VIC 1			VIC 2		
	For	Ag	Pts	For	Ag	Pts	For	Ag	Pts	For	Ag	Pts	For	Ag	Pts		For	Ag	Pts	For	Ag	Pts	For	Ag	Pts	For	Ag	Pts	For	Ag	Pts
1	25			22			23			25			23			1	21			21			24			24			22		
	14	24	0	16	8	2	17	17	1	24	14	2	17	17	1		20	18	2	18	20	0	7	25	0	25	7	2	8	16	0
	3			4			2			1			5				3			2			4			1			5		
2	18	8	2	22	13	2	22	16	2	18	12	2	13	14	0	2	8	18	0	16	22	0	13	22	0	12	18	0	14	13	2
	32	32	2	38	21	4	39	33	3	42	26	4	30	31	1		28	36	2	34	42	0	20	47	0	37	25	2	22	29	2
	100.000			180.952			118.182			161.538			96.774				77.778			80.952			42.553			148.000			75.862		
3	15			15			11			11			14			3	14			13			13			12			12		
	12	19	0	19	12	2	14	14	1	14	14	1	16	15	2		15	16	0	22	14	2	14	22	0	18	13	2	13	18	0
	44	51	2	57	33	6	53	47	4	56	40	5	46	46	3		43	52	2	56	56	2	34	69	0	55	38	4	35	47	2
86.275			172.727			112.766			140.000			100.000			82.692			100.000			49.275			144.737			74.468				
4	29			28			28			27			27			4	26			30			26			30			29		
	9	19	0	15	10	2	10	15	0	26	9	2	9	26	0		17	14	2	12	12	1	14	17	0	12	12	1	19	9	2
	53	70	2	72	43	8	63	62	4	82	49	7	55	72	3		60	66	4	68	68	3	48	86	0	67	50	5	54	56	4
75.714			167.442			101.613			167.347			76.389			90.909			100.000			55.814			134.000			96.429				
5	9			7			8			6			7			5	10			6			9			10			8		
	7	20	0	25	12	2	15	11	2	26	8	2	12	25	0		11	25	0	8	26	0	20	7	2	25	11	2	11	15	0
	60	90	2	97	55	10	78	73	6	108	57	9	67	97	3		71	91	4	76	94	3	68	93	2	92	61	7	65	71	4
66.667			176.364			106.849			189.474			69.072			78.022			80.851			73.118			150.820			91.549				
6	20			16			18			16			17			6	18			17			19			20			19		
	7	13	0	11	16	0	22	15	2	16	11	2	38	9	2		15	22	0	9	38	0	8	15	0	13	7	2	15	8	2
	67	103	2	108	71	10	100	88	8	124	68	11	105	106	5		86	113	4	85	132	3	76	108	2	105	68	9	80	79	6
65.049			152.113			113.636			182.353			99.057			76.106			64.394			70.370			154.412			101.266				
7	4			1			5			3			2			7	1			4			5			2			3		
	16	13	2	22	16	2	17	8	2	11	12	0	12	14	0		16	22	0	13	16	0	8	17	0	14	12	2	12	11	2
	83	116	4	130	87	12	117	96	10	135	80	11	117	120	5		102	135	4	98	148	3	84	125	2	119	80	11	92	90	8
71.552			149.425			121.875			168.750			97.500			75.556			66.216			67.200			148.750			102.222				
8	13			11			13			12			15			8	12			14			15			11			14		
	11	19	0	17	22	0	19	11	2	15	18	0	16	25	0		18	15	2	16	25	0	25	16	2	22	17	2	25	16	2
	94	135	4	147	109	12	136	107	12	150	98	11	133	145	5		120	150	6	114	173	3	109	141	4	141	97	13	117	106	10
69.630			134.862			127.103			153.061			91.724			80.000			65.896			77.305			145.361			110.377				
9	22			23			25			21			22			9	24			23			21			25			24		
	13	14	0	26	23	2	18	15	2	19	12	2	14	13	2		16	17	0	23	26	0	12	19	0	15	18	0	17	16	2
	107	149	4	173	132	14	154	122	14	169	110	13	147	158	7		136	167	6	137	199	3	121	160	4	156	115	13	134	122	12
71.812			131.061			126.230			153.636			93.038			81.437			68.844			75.625			135.652			109.836				
Sheet 1	K. Tacket			T. Hogan			K Bown			D Voss			G Napper			Sheet 2	R Wallace			C Chrisakis			S Bennetts			C Price			W Pattie		
	B. Drexel			R. Pryor			J de Groot			T Simpson			J Moore				C Kenzler			L Harvey			D Rivett			A Flapper			A Finch		

9 1 2 3 6 7 10 8 4 5



Event 5
National Mixed Pairs



Event 5
National Mixed Pairs



ROUND	NSW 1			NSW 2			TAS 1			TAS 2			QLD 1			ROUND	QLD 2			SA 1			SA 2			VIC 1			VIC 2			
	For	Ag	Pts	For	Ag	Pts	For	Ag	Pts	For	Ag	Pts	For	Ag	Pts		For	Ag	Pts	For	Ag	Pts	For	Ag	Pts	For	Ag	Pts	For	Ag	Pts	For
1	7			10			8			6			9			1	7			10			8			9			6			
	10	10	1	13	15	0	13	13	1	12	10	2	16	14	2		10	10	1	15	13	2	13	13	1	14	16	0	10	12	0	
	20			20			17			17			19				19			16			16			18			18			
2	17	12	2	12	17	0	12	14	0	14	12	2	14	11	2	2	11	14	0	19	16	2	16	19	0	11	12	0	12	11	2	
	27	22	3	25	32	0	25	27	1	26	22	4	30	25	4		21	24	1	34	29	4	29	32	1	25	28	0	22	23	2	
	122.727			78.125			92.593			118.182			120.000				87.500			117.241			90.625			89.286			95.652			
3	26			29			26			28			30			3	28			27			30			27			29			
	17	12	2	22	21	2	12	17	0	13	12	2	20	10	2		12	13	0	17	20	0	10	20	0	20	17	2	21	22	0	
	44	34	5	47	53	2	37	44	1	39	34	6	50	35	6		33	37	1	51	49	4	39	52	1	45	45	2	43	45	2	
129.412			88.679			84.091			114.706			142.857			89.189			104.082			75.000			100.000			95.556					
4	11			13			12			14			15			4	13			11			14			12			15			
	10	10	1	19	5	2	13	13	1	15	17	0	12	13	0		5	19	0	10	10	1	17	15	2	13	13	1	13	12	2	
	54	44	6	66	58	4	50	57	2	54	51	6	62	48	6		38	56	1	61	59	5	56	67	3	58	58	3	56	57	4	
122.727			113.793			87.719			105.882			129.167			67.857			103.390			83.582			100.000			98.246					
5	24			22			22			25			25			5	21			21			23			24			23			
	11	11	1	19	16	2	16	19	0	23	10	2	10	23	0		22	16	2	16	22	0	19	15	2	11	11	1	15	19	0	
	65	55	7	85	74	6	66	76	2	77	61	8	72	71	6		60	72	3	77	81	5	75	82	5	69	69	4	71	76	4	
118.182			114.865			86.842			126.230			101.408			83.333			95.062			91.463			100.000			93.421					
6	5			1			2			3			1			6	4			3			5			4			2			
	21	11	2	18	17	2	10	17	0	20	13	2	17	18	0		14	14	1	13	20	0	11	21	0	14	14	1	17	10	2	
	86	66	9	103	91	8	76	93	2	97	74	10	89	89	6		74	86	4	90	101	5	86	103	5	83	83	5	88	86	6	
130.303			113.187			81.720			131.081			100.000			86.047			89.109			83.495			100.000			102.326					
7	19			17			16			19			16			7	18			20			18			17			20			
	17	16	2	13	7	2	19	9	2	16	17	0	9	19	0		15	19	0	10	20	0	19	15	2	7	13	0	20	10	2	
	103	82	11	116	98	10	95	102	4	113	91	10	98	108	6		89	105	4	100	121	5	105	118	7	90	96	5	108	96	8	
125.610			118.367			93.137			124.176			90.741			84.762			82.645			88.983			93.750			112.500					
8	29			26			28			30			29			8	27			28			26			30			27			
	11	10	2	18	11	2	12	15	0	23	4	2	10	11	0		18	16	2	15	12	2	11	18	0	4	23	0	16	18	0	
	114	92	13	134	109	12	107	117	4	136	95	12	108	119	6		107	121	6	115	133	7	116	136	7	94	119	5	124	114	8	
123.913			122.936			91.453			143.158			90.756			88.430			86.466			85.294			78.992			108.772					
9	10			9			6			9			8			9	6			8			7			7			10			
	15	21	0	12	19	0	14	11	2	19	12	2	15	16	0		11	14	0	16	15	2	13	16	0	16	13	2	21	15	2	
	129	113	13	146	128	12	121	128	6	155	107	14	123	135	6		118	135	6	131	148	9	129	152	7	110	132	7	145	129	10	
114.159			114.063			94.531			144.860			91.111			87.407			88.514			84.868			83.333			112.403					
Sheet 1	M. Andersch			L. Swan			J Smith			D Free			G Kenzler			Sheet 2	M Smith			R Heitmann			S Hawke			R Steer			R Spencer			
	D. Breeze			N. Page			D Charlesworth			J Edmondson			F Berry				E Weir			M Hanrahan			M Hawke			D Speechley			G Sargent			

2

3

8

1

9

10

5


6

7

4



Event 6
National Ladies Triples



Event 6
National Ladies Triples



ROUND	NSW 1			NSW 2			TAS 1			TAS 2			QLD 1			ROUND	QLD 2			SA 1			SA 2			VIC 1			VIC 2		
	For	Ag	Pts	For	Ag	Pts	For	Ag	Pts	For	Ag	Pts	For	Ag	Pts		For	Ag	Pts	For	Ag	Pts	For	Ag	Pts	For	Ag	Pts	For	Ag	Pts
1	13			15			14			13			11			1	14			12			11			12			15		
	16	11	2	17	18	0	11	22	0	11	16	0	26	10	2		22	11	2	11	18	0	10	26	0	18	11	2	18	17	2
	24			23			25			22			23				21			22			24			21			25		
2	26	10	2	22	13	2	16	17	0	16	17	0	13	22	0	2	20	10	2	17	16	2	10	26	0	10	20	0	17	16	2
	42	21	4	39	31	2	27	39	0	27	33	0	39	32	2		42	21	4	28	34	2	20	52	0	28	31	2	35	33	4
	200.000			125.806			69.231			81.818			121.875				200.000			82.353			38.462			90.323			106.061		
3	1			1			4			4			5			3	5			3			3			2			2		
	14	22	0	22	14	2	18	15	2	15	18	0	12	18	0		18	12	2	10	15	0	15	10	2	9	20	0	20	9	2
	56	43	4	61	45	4	45	54	2	42	51	0	51	50	2		60	33	6	38	49	2	35	62	2	37	51	2	55	42	6
4	16			20			17			19			18			4	20			16			17			18			19		
	18	14	2	13	10	2	15	11	2	15	12	2	6	22	0		10	13	0	14	18	0	11	15	0	22	6	2	12	15	0
	74	57	6	74	55	6	60	65	4	57	63	2	57	72	2		70	46	6	52	67	2	46	77	2	59	57	4	67	57	6
5	28			26			26			29			29			5	27			30			27			28			30		
	10	24	0	18	25	0	25	18	2	20	13	2	13	20	0		21	11	2	6	13	0	11	21	0	24	10	2	13	6	2
	84	81	6	92	80	6	85	83	6	77	76	4	70	92	2		91	57	8	58	80	2	57	98	2	83	67	6	80	63	8
6	8			10			9			7			6			6	8			10			7			9			6		
	17	17	1	15	15	1	13	11	2	20	14	2	14	17	0		17	17	1	15	15	1	14	20	0	11	13	0	17	14	2
	101	98	7	107	95	7	98	94	8	97	90	6	84	109	2		108	74	9	73	95	3	71	118	2	94	80	6	97	77	10
7	21			22			21			25			24			7	25			24			23			22			23		
	10	16	0	17	10	2	16	10	2	18	37	0	7	22	0		37	18	2	22	7	2	6	33	0	10	17	0	33	6	2
	111	114	7	124	105	9	114	104	10	115	127	6	91	131	2		145	92	11	95	102	5	77	151	2	104	97	6	130	83	12
8	3			5			2			1			3			8	4			2			5			1			4		
	18	22	0	18	6	2	20	12	2	13	12	2	22	18	2		16	18	0	12	20	0	6	18	0	12	13	0	18	16	2
	129	136	7	142	111	11	134	116	12	128	139	8	113	149	4		161	110	11	107	122	5	83	169	2	116	110	6	148	99	14
9	12			14			15			14			15			9	11			11			13			13			12		
	8	18	0	14	19	0	15	17	0	19	14	2	17	15	2		14	16	0	16	14	2	12	18	0	18	12	2	18	8	2
	137	154	7	156	130	11	149	133	12	147	153	10	130	164	6		175	126	11	123	136	7	95	187	2	134	122	8	166	107	16
Sheet 1	T. Vella			S. Tam			R Aram			B Abell			V Klein			Sheet 2	G Wallace			S Rivett			M Haywood			J Blake			L Sargent		
	C. Murphy			K. Vial			L Wood			K Mundy			F Thomas				H Wood			A Bennetts			M Simons			K Drodie			A Draffen		
	M. Giorgi			N. Homan			M Mundy			P Hillman			A Dunstan				M Jenner			N Dart			M Marshall			S Cleeland			M Norton		

8

4

2

5

9

3

7


10

6

1



Event 7
National Mens Triples



Event 7
National Mens Triples



ROUND	NSW 1			NSW 2			TAS 1			TAS 2			QLD 1			ROUND	QLD 2			SA 1			SA 2			VIC 1			VIC 2																		
	For	Ag	Pts	For	Ag	Pts	For	Ag	Pts	For	Ag	Pts	For	Ag	Pts		For	Ag	Pts	For	Ag	Pts	For	Ag	Pts	For	Ag	Pts	For	Ag	Pts																
1	1			5			4			3			2			1	1			4			5			3			2																		
	16	16	1	17	6	2	33	9	2	19	14	2	11	26	0		16	16	1	9	33	0	6	17	0	14	19	0	26	11	2																
	11			11			15			15			12				12			14			14			13			13																		
2	18	18	1	18	18	1	17	24	0	24	17	2	14	14	1	2	14	14	1	19	17	2	17	19	0	22	22	1	22	22	1	2	18	18	1	18	18	1	17	24	0	24	17	2	14	14	1
	34	34	2	35	24	3	50	33	2	43	31	4	25	40	1		30	30	2	28	50	2	23	36	0	36	41	1	48	33	3																
	100.000			145.833			151.515			138.710			62.500				100.000			56.000			63.889			87.805			145.455																		
3	24			23			21			23			25			3	21			25			22			24			22																		
	10	18	0	10	23	0	17	11	2	23	10	2	13	19	0		11	17	0	19	13	2	20	18	2	18	10	2	18	20	0																
	44	52	2	45	47	3	67	44	4	66	41	6	38	59	1		41	47	2	47	63	4	43	54	2	54	51	3	66	53	3																
4	10			7			6			8			9			4	7			10			6			9			8																		
	16	15	2	8	16	0	33	11	2	23	17	2	16	17	0		16	8	2	15	16	0	11	33	0	17	16	2	17	23	0																
	60	67	4	53	63	3	100	55	6	89	58	8	54	76	1		57	55	4	62	79	4	54	87	2	71	67	5	83	76	3																
5	18			20			20			19			19			5	16			17			16			17			18																		
	15	23	0	11	17	0	17	11	2	10	14	0	14	10	2		28	6	2	9	16	0	6	28	0	16	9	2	23	15	2																
	75	90	4	64	80	3	117	66	8	99	72	8	68	86	3		85	61	6	71	95	4	60	115	2	87	76	7	106	91	5																
6	28			29			30			26			29			6	27			26			28			27			30																		
	19	11	2	16	15	2	9	20	0	15	11	2	15	16	0		13	12	2	11	15	0	11	19	0	12	13	0	20	9	2																
	94	101	6	80	95	5	126	86	8	114	83	10	83	102	3		98	73	8	82	110	4	71	134	2	99	89	7	126	100	7																
7	13			14			13			11			15			7	11			12			15			14			12																		
	11	13	0	9	25	0	13	11	2	14	13	2	19	11	2		13	14	0	10	27	0	11	19	0	25	9	2	27	10	2																
	105	114	6	89	120	5	139	97	10	128	96	12	102	113	5		111	87	8	92	137	4	82	153	2	124	98	9	153	110	9																
8	21			24			22			23			21			8	25			24			23			22			25																		
	14	17	0	10	14	0	20	12	2	16	16	1	17	14	2		17	16	2	14	10	2	16	16	1	12	20	0	16	17	0																
	119	131	6	99	134	5	159	109	12	144	112	13	119	127	7		128	103	10	106	147	6	98	169	3	136	118	9	169	127	9																
9	5			4			3			5			3			9	2			2			1			1			4																		
	14	17	0	9	21	0	11	15	0	17	14	2	15	11	2		22	12	2	12	22	0	16	19	0	19	16	2	21	9	2																
	133	148	6	108	155	5	170	124	12	161	126	15	134	138	9		150	115	12	118	169	6	114	188	3	155	134	11	190	136	11																
Sheet 1	D. Birt			J. Tam			B Agar			G Smith			R Caffery			Sheet 2	R Weigand			T Bourn			K Haynes			B Baker			M Broadwood																		
	B. Bale			J. Harvey			S Zaporozec			N Smith			M Hughes				N Olsen			N Stentiford			G Mutton			G Steer			S Cashill																		
	R. Catt			B. Fitzgerald			J Simpson			C Dudman			N Thomas				D Blyth			A McGorman			M Haywood			S Manifold			M Flapper																		

7 9 2 1 6 3 8 10 5 4



Event 8
National Ladies Fours



Event 8
National Ladies Fours



ROUND	NSW 1			NSW 2			TAS 1			TAS 2			QLD 1			ROUND	QLD 2			SA 1			SA 2			VIC 1			VIC 2		
	For	Ag	Pts	For	Ag	Pts	For	Ag	Pts	For	Ag	Pts	For	Ag	Pts		For	Ag	Pts	For	Ag	Pts	For	Ag	Pts	For	Ag	Pts	For	Ag	Pts
1	20			17			19			17			16			1	19			16			18			18			20		
	9	20	0	11	15	0	11	25	0	15	11	2	8	20	0		25	11	2	20	8	2	13	24	0	24	13	2	20	9	2
	82.353			119.231			113.889			200.000			65.789				130.000			110.714			44.444			140.000			87.500		
2	28			29			30			26			27			2	28			29			30			27			26		
	19	14	2	20	11	2	30	11	2	23	8	2	17	18	0		14	19	0	11	20	0	11	30	0	18	17	2	8	23	0
	82.353			119.231			113.889			200.000			65.789				130.000			110.714			44.444			140.000			87.500		
3	6			6			9			9			8			3	8			7			7			10			10		
	13	8	2	8	13	0	8	20	0	20	8	2	14	17	0		17	14	2	32	12	2	12	32	0	9	25	0	25	9	2
	97.619			100.000			87.500			214.815			70.909				127.273			157.500			41.860			92.727			129.268		
4	25			22			22			24			24			4	23			23			21			25			21		
	10	15	0	16	14	2	14	16	0	20	8	2	8	20	0		12	20	0	20	12	2	12	28	0	15	10	2	28	12	2
	89.474			103.774			87.500			222.857			62.667				106.250			159.615			42.105			101.538			152.830		
5	2			5			1			4			5			5	3			4			2			3			1		
	22	14	2	19	17	2	15	13	2	22	9	2	17	19	0		12	18	0	9	22	0	14	22	0	18	12	2	13	15	0
	102.817			105.714			91.765			227.273			68.085				97.561			124.324			45.588			109.091			138.235		
6	11			14			11			13			15			6	13			12			15			12			14		
	19	14	2	16	12	2	14	19	0	17	15	2	21	17	2		15	17	0	12	14	0	17	21	0	14	12	2	12	16	0
	108.235			109.756			88.462			198.305			76.577				95.960			118.182			50.318			110.112			126.190		
7	26			30			29			27			28			7	30			26			27			29			28		
	11	13	0	16	11	2	16	14	2	14	18	0	13	18	0		11	16	0	13	11	2	18	14	2	14	16	0	18	13	2
	105.102			113.978			91.525			170.130			75.969				92.174			118.182			56.725			106.667			127.835		
8	10			8			7			10			7			8	9			6			9			8			6		
	14	21	0	14	19	0	18	14	2	21	14	2	14	18	0		17	20	0	11	17	0	20	17	2	19	14	2	17	11	2
	98.319			107.143			95.455			167.033			76.190				91.111			110.345			62.234			110.084			130.556		
9	17			19			18			20			17			9	16			18			19			20			16		
	12	15	0	21	5	2	24	17	2	21	11	2	15	12	2		19	18	2	17	24	0	5	21	0	11	21	0	18	19	0
	96.269			120.513			100.671			169.608			79.874				92.810			103.571			58.373			101.429			125.197		
Sheet 1	I. Soldi R. Barbaro R. Korn D. Anderson			J. Reeves A. Olivie J. Roughley B. Scotman			E. Bennett M. Kirkwood J. Zeuschner G. Moore			H. Farrow N. Cawthen C. Aqar M. Howe			M. Long F. Holding D. Ladlow R. Richter			Sheet 2	F. Handy J. Bryce D. Casey B. Richardson			C. McDiamid C. Pearson M. Davey R. Blakeney			V. Rossi J. Stott J. Clayton J. Hawke			J. Webster B. McKay C. Helmore M. Sumner			M. Firth J. Robbins N. Betteridge J. Overs		

7 2 5 1 19 8 6 10 3 4



Event 9 National Mens Fours



Event 9 National Mens Fours



ROUND	NSW 1			NSW 2			TAS 1			TAS 2			QLD 1			ROUND	QLD 2			SA 1			SA 2			VIC 1			VIC 2			
	For	Ag	Pts	For	Ag	Pts	For	Ag	Pts	For	Ag	Pts	For	Ag	Pts		For	Ag	Pts	For	Ag	Pts	For	Ag	Pts	For	Ag	Pts	For	Ag	Pts	For
1	11			14			12			15			11			1	13			14			12			15			13			
	15	16	0	14	21	0	12	16	0	15	15	1	16	15	2		14	18	0	21	14	2	16	12	2	15	15	1	18	14	2	
	21			21			24			24			22				22			25			25			23			23			
2	13	17	0	17	13	2	7	19	0	19	7	2	10	18	0	2	18	10	2	19	23	0	23	19	2	12	11	2	11	12	0	
	28	33	0	31	34	2	19	35	0	34	22	3	26	33	2		32	28	2	40	37	2	39	31	4	27	26	3	29	26	2	
	84.848			91.176			54.286			154.545			78.788				114.286			108.108			125.806			103.846			111.538			
3	2			4			3			2			3			3	1			5			1			5			4			
	11	13	0	16	14	2	19	10	2	13	11	2	10	19	0		13	14	0	7	25	0	14	13	2	25	7	2	14	16	0	
	39	46	0	47	48	4	38	45	2	47	33	5	36	52	2		45	42	2	47	62	2	53	44	6	52	33	5	43	42	2	
4	19			18			20			16			17			4	19			20			18			17			16			
	21	4	2	31	3	2	23	13	2	14	15	0	9	23	0		4	21	0	13	23	0	3	31	0	23	9	2	15	14	2	
	60	50	2	78	51	6	61	58	4	61	48	5	45	75	2		49	63	2	60	85	2	56	75	6	75	42	7	58	56	4	
5	27			30			30			28			26			5	28			26			29			29			27			
	20	9	2	21	12	2	12	21	0	25	15	2	11	19	0		15	25	0	19	11	2	8	21	0	21	8	2	9	20	0	
	80	59	4	99	63	8	73	79	4	86	63	7	56	94	2		64	88	2	79	96	4	64	96	6	96	50	9	67	76	4	
6	9			7			8			6			7			6	10			6			9			10			8			
	31	12	2	22	24	0	12	13	0	17	13	2	24	22	2		17	16	2	13	17	0	12	31	0	16	17	0	13	12	2	
	111	71	6	121	87	8	85	92	4	103	76	9	80	116	4		81	104	4	92	113	4	76	127	6	112	67	9	80	88	6	
7	24			22			25			22			23			7	25			21			23			24			21			
	7	24	0	16	13	2	22	10	2	13	16	0	13	29	0		10	22	0	7	20	0	29	13	2	24	7	2	20	7	2	
	118	95	6	137	100	10	107	102	6	116	92	9	93	145	4		91	126	4	99	133	4	105	140	8	136	74	11	100	95	8	
8	1			5			4			3			2			8	5			1			3			4			2			
	16	14	2	22	11	2	12	14	0	31	5	2	6	20	0		11	22	0	14	16	0	5	31	0	14	12	2	20	6	2	
	134	109	8	159	111	12	119	116	6	147	97	11	99	165	4		102	148	4	113	149	4	110	171	8	150	86	13	120	101	10	
9	13			11			13			12			12			9	15			15			14			11			14			
	17	16	2	22	5	2	16	17	0	21	13	2	13	21	0		23	10	2	10	23	0	13	21	0	5	22	0	21	13	2	
	151	125	10	181	116	14	135	133	6	168	110	13	112	186	4		125	158	6	123	172	4	123	192	8	155	108	13	141	114	12	
Sheet 1	L. Lupton I. Bice A. Van Lierop A. Greenway			F. DelCastillo P. Leage L. Rauth T. Murphy			G Dargavel A Bransden S Hodgetts G Wyllie			T Mohr S Zeuschner A Kirkwood B Marshall			D Dunstan J Long J Norton D Smith			Sheet 2	H Weir T Wanka C Weir R Cruikshank			S Davis D Cattonar B Errock J Oakley			L Blakeney P Kitching D Ferris P Simons			D Rogers A Macauley J Redfern G Flapper			M Cameron S Van Taarling J Webster G Draffen			

5

1

7

2

10

8

9

6

3

4



Event 10
National Mixed Fours



Event 10
National Mixed Fours



ROUND	NSW 1			NSW 2			TAS 1			TAS 2			QLD 1			ROUND	QLD 2			SA 1			SA 2			VIC 1			VIC 2		
	For	Ag	Pts	For	Ag	Pts	For	Ag	Pts	For	Ag	Pts	For	Ag	Pts		For	Ag	Pts	For	Ag	Pts	For	Ag	Pts	For	Ag	Pts	For	Ag	Pts
1	16			18			18			20			17			1	20			19			17			19			16		
	9	9	1	13	12	2	12	13	0	11	12	0	9	17	0		12	11	2	11	14	0	17	9	2	14	11	2	9	9	1
	26			30			27			28			29				30			26			27			28			29		
2	14	12	2	14	11	2	11	17	0	11	27	0	10	19	0	2	11	14	0	12	14	0	17	11	2	27	11	2	19	10	2
	23	21	3	27	23	4	23	30	0	22	39	0	19	36	0		23	25	2	23	28	0	34	20	4	41	22	4	28	19	3
	109.524			117.391			76.667			56.410			52.778				92.000			82.143			170.000			186.364			147.368		
3	8			8			7			7			9			3	9			10			10			6			6		
	5	23	0	23	5	2	10	25	0	25	10	2	25	17	2		17	25	0	16	8	2	8	16	0	10	16	0	16	10	2
	28	44	3	50	28	6	33	55	0	47	49	2	44	53	2		40	50	2	39	36	2	42	36	4	51	38	4	44	29	5
63.636			178.571			60.000			95.918			83.019			80.000			108.333			116.667			134.211			151.724				
4	24			21			23			21			23			4	25			22			25			24			22		
	14	17	0	15	11	2	17	17	1	11	15	0	17	17	1		15	14	2	15	10	2	14	15	0	17	14	2	10	15	0
	42	61	3	65	39	8	50	72	1	58	64	2	61	70	3		55	64	4	54	46	4	56	51	4	68	52	6	54	44	5
68.852			166.667			69.444			90.625			87.143			85.938			117.391			109.804			130.769			122.727				
5	5			1			2			3			1			5	4			3			5			4			2		
	20	11	2	12	23	0	8	17	0	17	16	2	23	12	2		22	15	2	16	17	0	11	20	0	15	22	0	17	8	2
	62	72	5	77	62	8	58	89	1	75	80	4	84	82	5		77	79	6	70	63	4	67	71	4	83	74	6	71	52	7
86.111			124.194			65.169			93.750			102.439			97.468			111.111			94.366			112.162			136.538				
6	12			15			12			14			14			6	11			11			13			13			15		
	5	25	0	11	11	1	25	5	2	12	14	0	14	12	2		14	14	1	14	14	1	16	21	0	21	16	2	11	11	1
	67	97	5	88	73	9	83	94	3	87	94	4	98	94	7		91	93	7	84	77	5	83	92	4	104	90	8	82	63	8
69.072			120.548			88.298			92.553			104.255			97.849			109.091			90.217			115.556			130.159				
7	28			27			30			29			28			7	26			27			29			30			26		
	23	8	2	19	14	2	10	25	0	12	13	0	8	23	0		11	30	0	14	19	0	13	12	2	25	10	2	30	11	2
	90	105	7	107	87	11	93	119	3	99	107	4	106	117	7		102	123	7	98	96	5	96	104	6	129	100	10	112	74	10
85.714			122.989			78.151			92.523			90.598			82.927			102.083			92.308			129.000			151.351				
8	9			7			10			9			6			8	10			6			8			7			8		
	27	11	2	20	11	2	18	15	2	11	27	0	11	25	0		15	18	0	25	11	2	14	34	0	11	20	0	34	14	2
	117	116	9	127	98	13	111	134	5	110	134	4	117	142	7		117	141	7	123	107	7	110	138	6	140	120	10	146	88	12
100.862			129.592			82.836			82.090			82.394			82.979			114.953			79.710			116.667			165.909				
9	19			16			20			17			18			9	19			20			16			18			17		
	11	12	0	19	19	1	16	14	2	12	17	0	9	13	0		12	11	2	14	16	0	19	19	1	13	9	2	17	12	2
	128	128	9	146	117	14	127	148	7	122	151	4	126	155	7		129	152	9	137	123	7	129	157	7	153	129	12	163	100	14
100.000			124.786			85.811			80.795			81.290			84.868			111.382			82.166			118.605			163.000				
Sheet 1	K. Calvert D. Dunning L. Tirivanti K. Mooney			J. Loveridge A. VanLierop R. Asser G. Laws			J. Dargavel L. Cowie S. Pearsall R. Donohue			T. Donohue S. Maraldo G. Aytton D. Howe			L. Norton N. Scholl J. Butner B. Richardson			Sheet 2	J. Scholl P. Wanka B. Farrell T. Jenner			K. Davis M. Wyatt D. Langdon P. Davis			A. Butler L. Jarrad G. Amos P. Matan			H. Broadwood G. Phillips H. Robbins R. George			D. Casev C. Steer A. Shaw I. Hedder		

4

2

7

10

9

5

6

8

3

1



Event 11
National Girls Singles



Event 11
National Girls Singles



ROUND	NSW 1			NSW 2			TAS 1			TAS 2			QLD 1			ROUND	QLD 2			SA 1			SA 2			VIC 1			VIC 2		
1	For	Ag	Pts	For	Ag	Pts	For	Ag	Pts	For	Ag	Pts	For	Ag	Pts	1	For	Ag	Pts	For	Ag	Pts	For	Ag	Pts	For	Ag	Pts	For	Ag	Pts
	1			2			2			5			5				3			4			3			1			4		
	24	17	2	10	23	0	23	10	2	18	17	2	17	18	0		14	17	0	30	14	2	17	14	2	17	24	0	14	30	0
	14			14			13			13			15				15			11			11			12			12		
2	20	13	2	13	20	0	18	19	0	19	18	2	32	10	2	2	10	32	0	19	21	0	21	19	2	36	4	2	4	36	0
Progr. Score	44	30	4	23	43	0	41	29	2	37	35	4	49	28	2	2	24	49	0	49	35	2	38	33	4	53	28	2	18	66	0
%	146.667			53.488			141.379			105.714			175.000			%	48.980			140.000			115.152			189.286			27.273		
	22			23			25			24			21				22			23			24			25			21		
3	29	7	2	19	17	2	25	14	2	23	10	2	37	10	2	3	7	29	0	17	19	0	10	23	0	14	25	0	10	37	0
Progr. Score	73	37	6	42	60	2	66	43	4	60	45	6	86	38	4	3	31	78	0	66	54	2	48	56	4	67	53	2	28	103	0
%	197.297			70.000			153.488			133.333			226.316			%	39.744			122.222			85.714			126.415			27.184		
	6			9			10			9			10				8			8			7			7			6		
4	24	11	2	15	14	2	15	15	1	14	15	0	15	15	1	4	12	21	0	21	12	2	6	28	0	28	6	2	11	24	0
Progr. Score	97	48	8	57	74	4	81	58	5	74	60	6	101	53	5	4	43	99	0	87	66	4	54	84	4	95	59	4	39	127	0
%	202.083			77.027			139.655			123.333			190.566			%	43.434			131.818			64.286			161.017			30.709		
	19			17			16			18			17				20			18			19			20			16		
5	19	12	2	15	18	0	47	5	2	28	6	2	18	15	2	5	18	15	2	6	28	0	12	19	0	15	18	0	5	47	0
Progr. Score	116	60	10	72	92	4	128	63	7	102	66	8	119	68	7	5	61	114	2	93	94	4	66	103	4	110	77	4	44	174	0
%	193.333			78.261			203.175			154.545			175.000			%	53.509			98.936			64.078			142.857			25.287		
	27			26			27			28			30				28			30			29			26			29		
6	12	17	0	23	15	2	17	12	2	22	12	2	17	19	0	6	12	22	0	19	17	2	20	14	2	15	23	0	14	20	0
Progr. Score	128	77	10	95	107	6	145	75	9	124	78	10	136	87	7	6	73	136	2	112	111	6	86	117	6	125	100	4	58	194	0
%	166.234			88.785			193.333			158.974			156.322			%	53.676			100.901			73.504			125.000			29.897		
	12			11			14			15			12				13			14			11			15			13		
7	15	22	0	26	8	2	20	11	2	15	19	0	22	15	2	7	30	13	2	11	20	0	8	26	0	19	15	2	13	30	0
Progr. Score	143	99	10	121	115	8	165	86	11	139	97	10	158	102	9	7	103	149	4	123	131	6	94	143	6	144	115	6	71	224	0
%	144.444			105.217			191.860			143.299			154.902			%	69.128			93.893			65.734			125.217			31.696		
	25			24			23			25			22				23			21			22			21			24		
8	23	16	2	31	8	2	20	12	2	16	23	0	36	6	2	8	12	20	0	24	12	2	6	36	0	12	24	0	8	31	0
Progr. Score	166	115	12	152	123	10	185	98	13	155	120	10	194	108	11	8	115	169	4	147	143	8	100	179	6	156	139	6	79	255	0
%	144.348			123.577			188.776			129.167			179.630			%	68.047			102.797			55.866			112.230			30.980		
	3			1			5			2			4				1			3			5			4			2		
9	8	20	0	12	24	0	25	8	2	25	8	2	23	11	2	9	24	12	2	20	8	2	9	28	0	11	23	0	8	25	0
Progr. Score	174	135	12	164	147	10	210	106	15	180	128	12	217	119	13	9	139	181	6	167	151	10	109	207	6	167	162	6	87	280	0
%	128.889			111.565			198.113			140.625			182.353			%	76.796			110.596			52.657			103.086			31.071		
Sheet 1	Sarah Middleton			A Del Castillo			H Pearsall			B Bown			Elise Dunstan			Sheet 2	M Weir			S Zaporozec			K Pearson			T Brodie			R Brodie		

4

5

1

3

2

8

6

9

7

10



Event 12 National Boys Singles

2011



Event 12 National Boys Singles



ROUND	NSW 1			NSW 2			TAS 1			TAS 2			QLD 1			ROUND	QLD 2			SA 1			SA 2			VIC 1			VIC 2					
1	For	Ag	Pts	For	Ag	Pts	For	Ag	Pts	For	Ag	Pts	For	Ag	Pts	1	For	Ag	Pts	For	Ag	Pts	For	Ag	Pts	For	Ag	Pts	For	Ag	Pts	For	Ag	Pts
	9			6			10			7			8				6			9			7			10			8					
	14	27	0	9	25	0	18	21	0	18	20	0	14	19	0		25	9	2	27	14	2	20	18	2	21	18	2	19	14	2	19	14	2
2	17			19			19			16			16			2	18			18			20			17			20					
	16	24	0	12	21	0	21	12	2	17	21	0	21	17	2			16	18	0	18	16	2	13	19	0	24	16	2	19	13	2		
	30	51	0	21	46	0	39	33	2	35	41	0	35	36	2		Progr. Score	41	27	2	45	30	4	33	37	2	45	34	4	38	27	4		
%	58.824			45.652			118.182			85.366			97.222			%	151.852			150.000			89.189			132.353			140.741					
3	28			28			27			27			26			3	26			29			29			30			30					
	24	13	2	13	24	0	21	17	2	17	21	0	30	11	2			11	30	0	19	10	2	10	19	0	11	29	0	29	11	2		
	54	64	2	34	70	0	60	50	4	52	62	0	65	47	4		Progr. Score	52	57	2	64	40	6	43	56	2	56	63	4	67	38	6		
%	84.375			48.571			120.000			83.871			138.298			%	91.228			160.000			76.786			88.889			176.316					
4	14			12			15			13			11			4	14			12			15			11			13					
	23	9	2	9	26	0	33	14	2	12	25	0	18	18	1			9	23	0	26	9	2	14	33	0	18	18	1	25	12	2		
	77	73	4	43	96	0	93	64	6	64	87	0	83	65	5		Progr. Score	61	80	2	90	49	8	57	89	2	74	81	5	92	50	8		
%	105.479			44.792			145.313			73.563			127.692			%	76.250			183.673			64.045			91.358			184.000					
5	21			25			21			23			24			5	23			22			24			22			25					
	10	24	0	10	30	0	24	10	2	13	21	0	22	13	2			21	13	2	22	19	2	13	22	0	19	22	0	30	10	2		
	87	97	4	53	126	0	117	74	8	77	108	0	105	78	7		Progr. Score	82	93	4	112	68	10	70	111	2	93	103	5	122	60	10		
%	89.691			42.063			158.108			71.296			134.615			%	88.172			164.706			63.063			90.291			203.333					
6	4			2			5			1			2			6	3			1			4			3			5					
	26	13	2	8	33	0	13	23	0	8	25	0	33	8	2			13	36	0	25	8	2	13	26	0	36	13	2	23	13	2		
	113	110	6	61	159	0	130	97	8	85	133	0	138	86	9		Progr. Score	95	129	4	137	76	12	83	137	2	129	116	7	145	73	12		
%	102.727			38.365			134.021			63.910			160.465			%	73.643			180.263			60.584			111.207			198.630					
7	20			16			18			20			18			7	17			19			17			16			19					
	22	11	2	13	24	0	19	18	2	11	22	0	18	19	0			27	12	2	11	23	0	12	27	0	24	13	2	23	11	2		
	135	121	8	74	183	0	149	115	10	96	155	0	156	105	9		Progr. Score	122	141	6	148	99	12	95	164	2	153	129	9	168	84	14		
%	111.570			40.437			129.565			61.935			148.571			%	86.525			149.495			57.927			118.605			200.000					
8	30			27			26			29			30			8	28			26			27			29			28					
	10	21	0	10	24	0	23	14	2	14	21	0	21	10	2			13	24	0	14	23	0	24	10	2	21	14	2	24	13	2		
	145	142	8	84	207	0	172	129	12	110	176	0	177	115	11		Progr. Score	135	165	6	162	122	12	119	174	4	174	143	11	192	97	16		
%	102.113			40.580			133.333			62.500			153.913			%	81.818			132.787			68.391			121.678			197.938					
9	6			8			7			8			10			9	7			10			9			9			6					
	9	21	0	23	16	2	20	23	0	16	23	0	16	22	0			23	20	2	22	16	2	9	44	0	44	9	2	21	9	2		
	154	163	8	107	223	2	192	152	12	126	199	0	193	137	11		Progr. Score	158	185	8	184	138	14	128	218	4	218	152	13	213	106	18		
%	94.479			47.982			126.316			63.317			140.876			%	85.405			133.333			58.716			143.421			200.943					
Sheet 1	E. Mayhew			L. Koutsoukos			J Wilson			C Clifford			B Stoker			Sheet 2	D Stoker			Jayke Clark			Z Pearson			E Pell			Bryce Young					


6 9 4 10 5 7 2 8 3 1




Jack Gore Trophy



	LADIES SINGLES Div 1	LADIES SINGLES Div 2	MENS SINGLES Div 1	MENS SINGLES Div 2	LADIES PAIRS Div 1	LADIES PAIRS Div 2	MENS PAIRS Div 1	MENS PAIRS Div 2	MIXED PAIRS Div 1	MIXED PAIRS Div 2	LADIES TRIPLES Div 1	LADIES TRIPLES Div 2	MENS TRIPLES Div 1	MENS TRIPLES Div 2	LADIES FOURS Div 1	LADIES FOURS Div 2	MENS FOURS Div 1	MENS FOURS Div 2	MIXED FOURS Div 1	MIXED FOURS Div 2	GIRLS SINGLES Div 1	GIRLS SINGLES Div 2	BOYS SINGLES Div 1	BOYS SINGLES Div 2	ROUND TOTAL	PROGR. TOTAL	
N S W	1	0	0	1	0	2	2	0	2	1	0	2	0	1	2	0	0	0	0	1	2	2	0	0	0	18	18
	2	0	2	2	0	2	0	2	2	2	0	2	2	1	1	2	2	0	2	2	2	2	0	0	0	30	48
	3	0	2	2	0	0	0	0	2	2	2	0	2	0	0	2	0	0	2	0	2	2	2	2	0	24	72
	4	2	2	0	0	0	2	0	2	1	2	2	2	2	0	0	2	2	2	2	0	2	2	2	0	31	103
	5	2	2	2	1	0	0	0	2	1	2	0	0	0	0	2	2	2	2	2	0	2	0	0	0	24	127
	6	2	2	2	0	2	0	0	0	2	2	1	1	2	2	2	2	2	0	0	1	0	2	2	0	29	156
	7	0	2	2	2	2	2	2	2	2	2	0	2	0	0	0	2	2	2	2	2	2	0	2	0	32	188
	8	2	2	2	0	2	2	0	0	2	2	0	2	0	0	0	0	0	2	2	2	2	2	0	0	28	216
	9	0	2	0	2	0	1	0	2	0	0	0	0	0	0	0	2	2	2	0	1	0	0	0	2	16	232
																									232		
T A S	1	2	2	1	2	2	0	1	2	1	2	0	0	2	2	0	2	0	1	0	0	2	2	0	0	26	26
	2	2	0	2	2	2	0	2	2	0	2	0	0	0	2	2	2	0	2	0	0	0	2	2	0	26	52
	3	2	0	2	0	2	2	1	1	0	2	2	0	2	2	0	2	2	2	0	2	2	2	2	0	32	84
	4	2	2	2	2	2	2	0	2	1	0	2	2	2	2	0	2	2	0	1	0	1	0	2	0	31	115
	5	2	0	0	2	2	2	2	2	0	2	2	2	2	0	2	2	0	2	0	2	2	2	2	0	34	149
	6	2	0	2	0	2	0	2	2	0	2	2	2	0	2	0	2	0	2	2	0	2	2	0	0	28	177
	7	2	2	2	2	0	0	2	0	2	0	2	0	2	2	2	0	2	0	0	0	2	0	2	0	26	203
	8	2	2	2	2	0	0	2	0	0	2	2	2	2	1	2	2	0	2	2	0	2	0	2	0	31	234
	9	0	1	0	2	1	0	2	2	2	2	0	2	0	2	2	2	0	2	2	0	2	2	0	0	28	262
																									262		
Q L D	1	0	2	0	2	0	0	1	2	2	1	2	2	0	1	0	2	2	0	0	2	0	0	2	23	23	
	2	0	2	0	2	0	2	0	0	2	0	0	2	1	1	0	0	0	2	0	0	2	0	2	18	41	
	3	0	2	2	0	0	0	2	0	2	0	0	2	0	0	0	2	0	0	2	0	2	0	2	18	59	
	4	0	0	2	0	2	2	0	2	0	0	0	0	0	2	0	0	0	0	1	2	1	0	1	0	15	74
	5	0	0	1	1	0	2	0	0	0	2	0	2	2	2	0	0	0	2	2	2	2	2	2	2	24	98
	6	0	0	0	2	2	2	0	0	0	1	0	1	0	2	2	0	2	2	2	1	0	0	2	0	23	121
	7	2	0	0	0	2	0	0	0	0	0	2	0	2	0	0	0	0	0	0	2	2	2	0	2	14	135
	8	0	0	0	0	2	0	0	2	0	2	2	0	2	2	0	0	0	0	0	0	2	0	2	0	16	151
	9	1	2	0	0	2	2	2	0	0	0	2	0	2	2	2	2	0	2	0	2	2	2	0	2	29	180
																									180		
S A	1	2	0	0	0	0	0	0	2	1	0	0	0	0	2	0	2	2	0	2	2	2	2	2	21	21	
	2	2	0	2	0	0	2	0	0	2	0	2	0	2	0	0	0	2	0	2	0	2	2	0	20	41	
	3	2	0	2	0	2	2	2	0	0	0	2	2	2	2	0	0	2	2	0	0	0	2	0	24	65	
	4	0	0	0	0	0	0	1	0	1	2	0	0	0	0	2	0	0	0	2	0	2	0	2	0	12	77
	5	2	0	0	0	0	0	0	2	0	2	0	0	0	0	0	0	2	0	0	0	0	0	2	0	10	87
	6	2	0	0	0	2	0	0	0	0	0	1	0	0	0	0	0	0	0	1	0	2	2	2	0	12	99
	7	0	0	0	0	2	2	0	0	0	2	2	0	0	0	2	2	0	2	0	2	0	0	0	0	16	115
	8	0	0	1	2	2	0	0	2	2	0	0	0	2	1	0	2	0	0	2	0	2	0	0	2	20	135
	9	0	0	2	0	0	0	0	0	2	0	2	0	0	0	0	0	0	0	0	1	2	0	2	0	11	146
																									146		
V I C	1	0	2	2	2	2	2	0	0	0	2	2	0	2	2	2	1	2	2	1	0	0	2	2	32	32	
	2	2	0	0	0	1	1	0	2	0	2	0	2	1	1	2	0	2	0	2	2	2	0	2	26	58	
	3	0	2	0	2	2	0	2	0	2	0	0	2	2	0	0	2	2	0	0	2	0	0	0	22	80	
	4	0	2	2	2	0	0	1	2	1	2	2	0	2	0	2	2	2	2	2	0	2	0	1	2	31	111
	5	2	0	1	2	2	2	2	0	1	0	2	2	2	2	2	0	2	0	0	2	0	0	0	2	28	139
	6	2	0	2	2	0	0	2	2	1	2	0	2	0	2	2	0	0	2	2	1	0	0	2	2	28	167
	7	2	0	2	0	0	0	2	2	0	2	0	2	2	0	2	2	2	2	2	2	2	0	2	2	32	199
	8	2	0	0	1	0	2	2	2	0	0	2	0	0	2	2	2	2	2	0	2	0	2	2	2	25	224
	9	2	2	2	2	2	2	0	2	2	2	2	2	2	2	0	0	0	2	2	2	0	0	2	2	36	260
																									260		



INDOOR. BIAS. BOWLS.



		GIRLS SINGLES Div 1	GIRLS SINGLES Div 2	BOYS SINGLES Div 1	BOYS SINGLES Div 2	ROUND TOTAL	PROGR. TOTAL	
N S W	1	2	0	0	0	2	2	
	2	2	0	0	0	2	4	
	3	2	2	2	0	6	10	
	4	2	2	2	0	6	16	
	5	2	0	0	0	2	18	
	6	0	2	2	0	4	22	
	7	0	2	2	0	4	26	
	8	2	2	0	0	4	30	
	9	0	0	0	2	2	32	32
T A S	1	2	2	0	0	4	4	
	2	0	2	2	0	4	8	
	3	2	2	2	0	6	14	
	4	1	0	2	0	3	17	
	5	2	2	2	0	6	23	
	6	2	2	0	0	4	27	
	7	2	0	2	0	4	31	
	8	2	0	2	0	4	35	
	9	2	2	0	0	4	39	39
Q L D	1	0	0	0	2	2	2	
	2	2	0	2	0	4	6	
	3	2	0	2	0	4	10	
	4	1	0	1	0	2	12	
	5	2	2	2	2	8	20	
	6	0	0	2	0	2	22	
	7	2	2	0	2	6	28	
	8	2	0	2	0	4	32	
	9	2	2	0	2	6	38	38
S A	1	2	2	2	2	8	8	
	2	0	2	2	0	4	12	
	3	0	0	2	0	2	14	
	4	2	0	2	0	4	18	
	5	0	0	2	0	2	20	
	6	2	2	2	0	6	26	
	7	0	0	0	0	0	26	
	8	2	0	0	2	4	30	
	9	2	0	2	0	4	34	34
V I C	1	0	0	2	2	4	4	
	2	2	0	2	2	6	10	
	3	0	0	0	2	2	12	
	4	2	0	1	2	5	17	
	5	0	0	0	2	2	19	
	6	0	0	2	2	4	23	
	7	2	0	2	2	6	29	
	8	0	0	2	2	4	33	
	9	0	0	2	2	4	37	37